

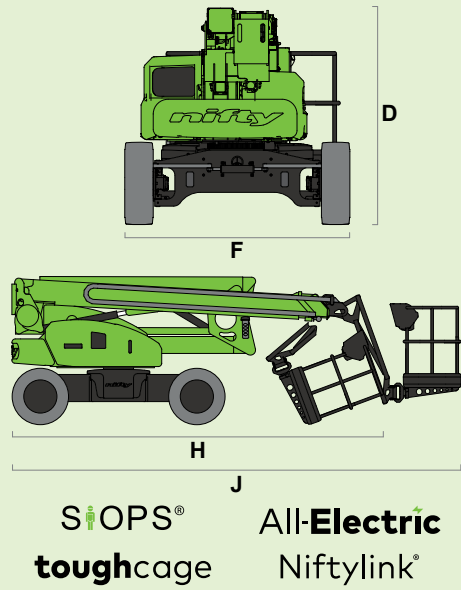
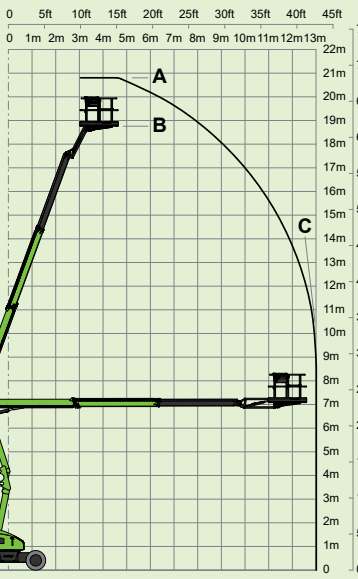
# niftylift

# HR21E



Niftylink®


- (A) 20.8m  
68ft 6in
- (B) 18.8m  
62ft
- (C) 13m  
42ft 8in
- 250kg  
550lbs
- 1.8m x 0.8m  
5ft 11in x 2ft 8in
- 150°
- 160°
- (D) 2.18m  
7ft 2in
- (F) 2.27m  
7ft 5in
- (H) 5.47m  
17ft 11in
- (J) 6.62m  
22ft
- 6km/h  
3.7mph
- 3.89m  
12ft 9in
- 25%  
14°



**niftylift**

Chalkdell Drive, Shenley Wood,  
Milton Keynes, MK5 6GF  
England, United Kingdom  
+44 1908 223456  
sales@niftylift.com  
www.niftylift.com

 <b>ISO 9001</b> QUALITY MANAGEMENT	 <b>ISO 14001</b> ENVIRONMENTAL MANAGEMENT	 <b>ISO 45001</b> HEALTH & SAFETY MANAGEMENT
---	--	--



6640kg  
14640lbs

All-Electric